

Kenya

Statistical Country Profile



Edition 02/2023

Publication date: 09 Februar 2023

Contact us:
www.destatis.de/contact
Phone: +49 611 75 2405

Contents

| | |
|---|----|
| General information | 3 |
| Economy and finance | 3 |
| Population | 5 |
| Health | 6 |
| Education | 6 |
| Labour force | 6 |
| Living conditions | 8 |
| Production | 8 |
| Agriculture and forestry | 8 |
| Foreign trade | 9 |
| Transport | 11 |
| Environment and energy | 11 |
| Science, research, technology | 12 |
| Sources | 12 |



General information


Capital city
Nairobi

Official language
Kiswahili, English

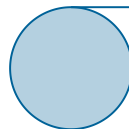
Currency
Kenyan Shilling

Land area in relation to Germany
km²

Kenya
569,140



Germany
349,380



Source: WB-WDI



Economy and finance

Gross domestic product
(GDP), total
bn US\$

111

(2021)

Source: IMF-WEO

GDP,
real change
% since 2000

+144

(2021)

Source: IMF-WEO*

GDP
per capita
US\$

2,219

(2021)

Source: IMF-WEO

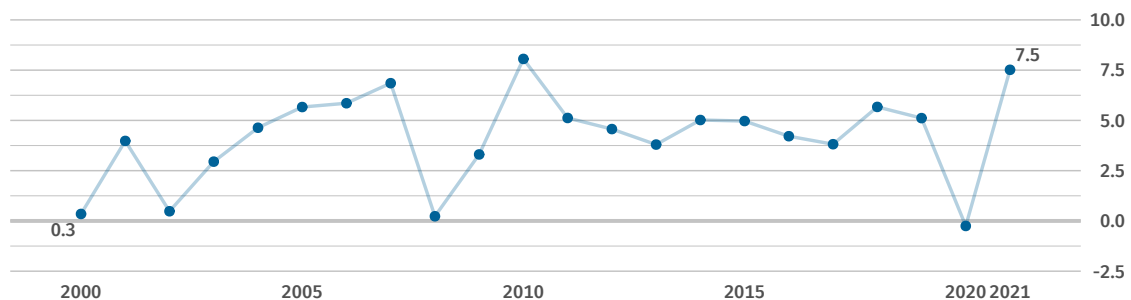
GDP
per capita
internat. US\$

5,548

(2021)

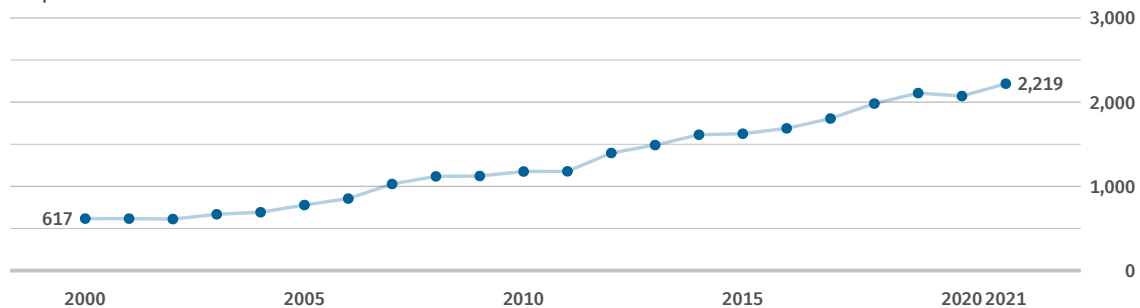
Source: IMF-WEO

Gross domestic product, real change
% on previous year



Source: IMF-WEO

Gross domestic product per capita
US\$



Source: IMF-WEO

Inflation rate
(change of consumer
price index)
% on previous year

+6.1

(2021)

Source: IMF-IFS

General government
gross debt

% of GDP

67.8

(2021)

Source: IMF-WEO

General government
net lending / borrowing

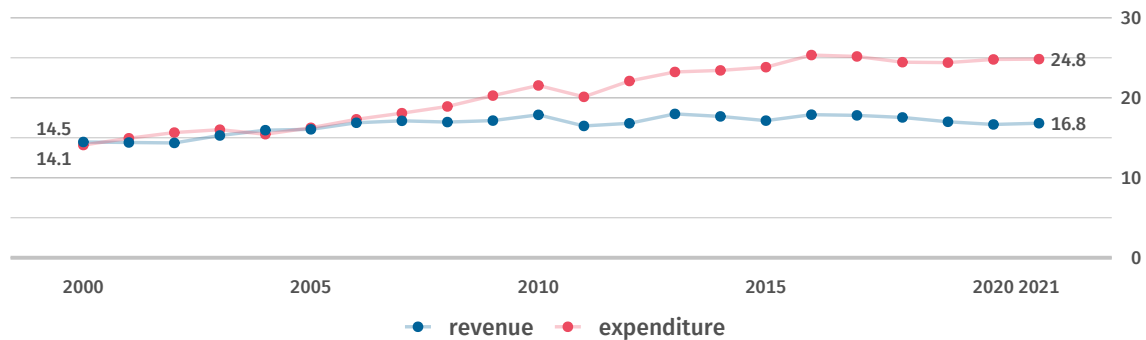
% of GDP

-8.0

(2021)

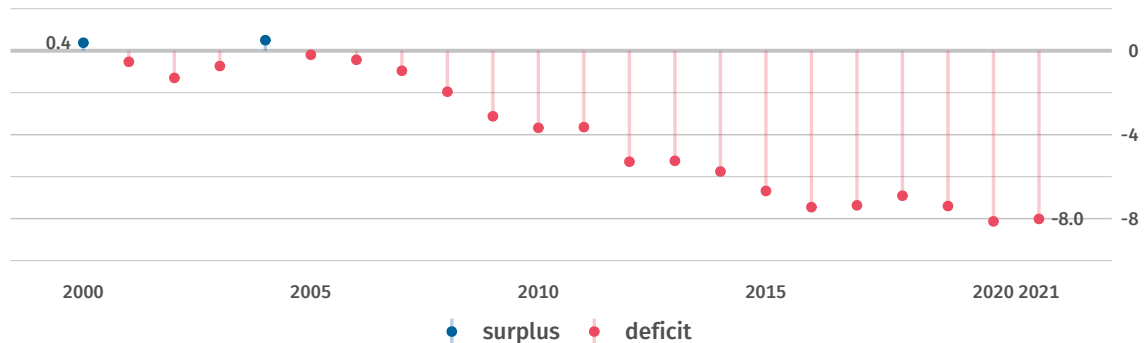
Source: IMF-WEO

General government revenue and expenditure % of GDP



Source: IMF-WEO

General government net lending / borrowing % of GDP



Source: IMF-WEO

Foreign direct
investment (FDI):
inward stocks

bn US\$

10.458

(2021)

Source: UNCTAD

Foreign direct
investment (FDI):
outward stocks

bn US\$

0.050

(2021)

Source: UNCTAD

Foreign direct
investment (FDI):
net flow, inward

bn US\$

0.448

(2021)

Source: UNCTAD

Foreign direct
investment (FDI):
net flow, outward

bn US\$

-0.035

(2021)

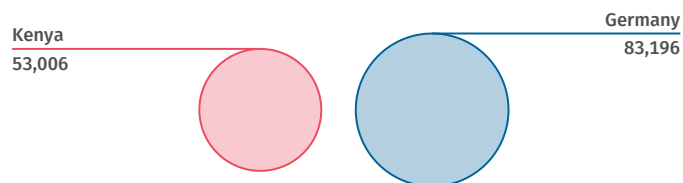
Source: UNCTAD



Population

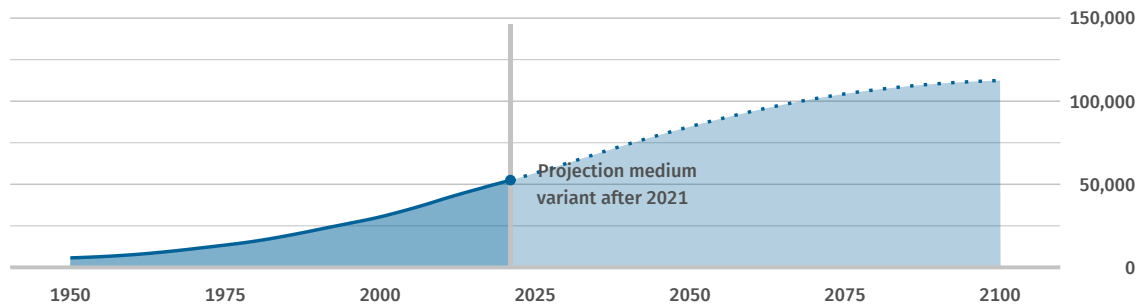
| | | | |
|---|---|---|---|
| Population total 1,000 53,006 (2021) Source: WB-WDI | Population density inhabitants per km² 97 (2021) Source: WB-WDI | Life expectancy at birth (women) years 65.1 (2020) Source: WB-WDI | Life expectancy at birth (men) years 60.4 (2020) Source: WB-WDI |
|---|---|---|---|

Population in relation to Germany 2021 1,000



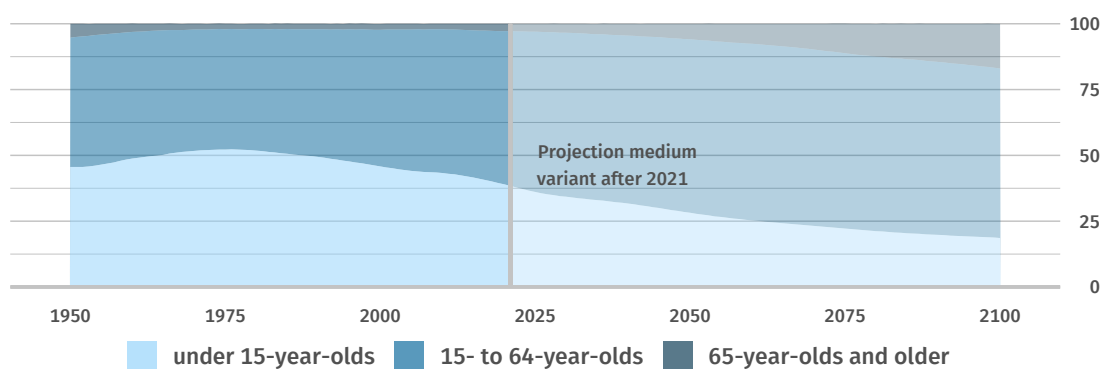
Source: WB-WDI

Population 1,000



Source: UN-POP

Population by age group proportion, %



Source: UN-POP



Health

| | | | |
|--|--|---|---|
| Practising physicians per 1,000 inhabitants 0.2 (2018) Source: WHO | Hospital beds per 1,000 inhabitants 1.4 (2010) Source: WHO | Prevalence of raised blood pressure % 26.7 (2015) Source: WHO | Prevalence of obesity (BMI >= 30) % 7.1 (2016) Source: WHO |
|--|--|---|---|



Education

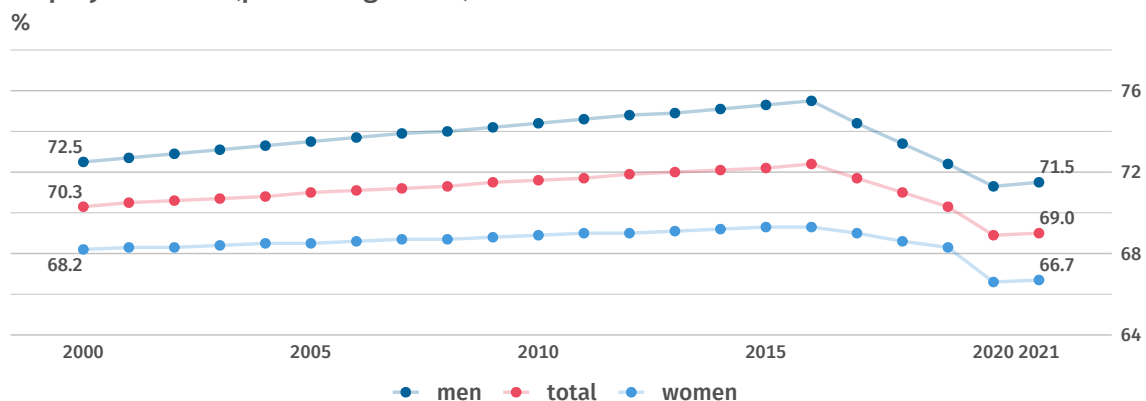
| | | | |
|--|---|---|--|
| Government expenditure on education % of GDP 5.1 (2020) Source: UNESCO | Pupil-teacher ratio (primary education) number 30.7 (2015) Source: UNESCO | Pupil-teacher ratio (secondary education) number 41.1 (2012) Source: UNESCO | Students (tertiary education) per 100,000 inhabitants 1,120 (2017) Source: UNESCO* |
|--|---|---|--|



Labour force

| | | | |
|--|---|--|--|
| Employment rate (persons aged 15+) % 69.0 (2021) Source: ILOSTAT | Labour force (persons aged 15+) 1,000 24,973 (2021) Source: ILOSTAT | Labour force participation rate (persons aged 15+) % 73.2 (2021) Source: ILOSTAT | Self-employment (persons aged 15+) % 62.1 (2021) Source: ILOSTAT |
|--|---|--|--|

Employment rate (persons aged 15+)



Employment and gross value added by sector 2020

%

Employment



Gross value added



■ agriculture, forestry, fisheries ■ industry ■ services ■ not specified

Source employment: ILOSTAT
Source gross value added: UNSD

Unemployment rate
(persons aged 15+)

%

5.7

(2021)

Source: ILOSTAT

Unemployment rate
(persons aged 15 to 24)

%

13.8

(2021)

Source: ILOSTAT

Long-term unemployment rate
(persons aged 15+)

% of unemployed persons

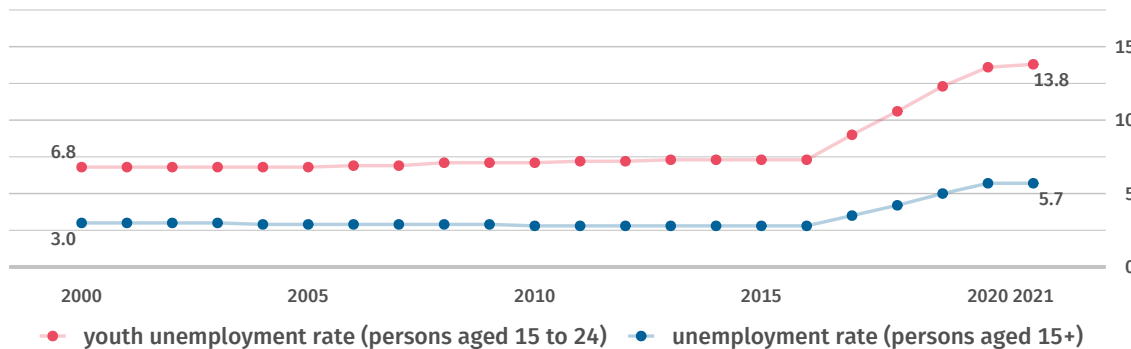
49.6

(2019)

Source: ILOSTAT

Unemployment rate and youth unemployment rate

%



● youth unemployment rate (persons aged 15 to 24) ● unemployment rate (persons aged 15+)

Source: ILOSTAT



Living conditions

Human Development
Index (HDI)

value (0 low to 1 high)

0.575

(2021)

Source: UNDP

Human Development
Index (HDI)

rank (of 188 countries)

152

(2021)

Source: UNDP

Income distribution:
Gini coefficient

value (0 to 100; 0=equal distribution)

40.8

(2015)

Source: WB-WDI



Production

Index of industrial production

2010=100

No data

Source: IMF-IFS



Agriculture and forestry

Change of agricultural
production

% since 2000

+91

(2020)

Source: FAO*

Agricultural
land

% of land area

48.5

(2020)

Source: FAO*

Forest
area

% of land area

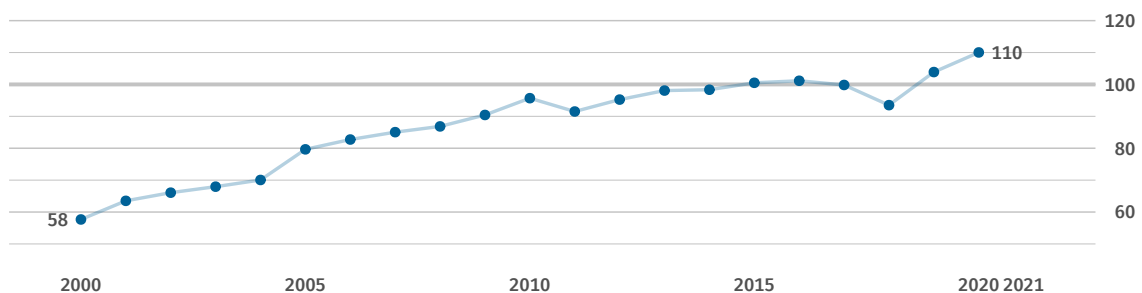
6.3

(2020)

Source: FAO*

Index of agricultural production

2014 to 2016 = 100



Source: FAO



Foreign trade

Export of goods

bn US\$

6.751

(2021)

Source: UN Comtrade

Import of goods

bn US\$

19.594

(2021)

Source: UN Comtrade

Trade balance, goods

bn US\$

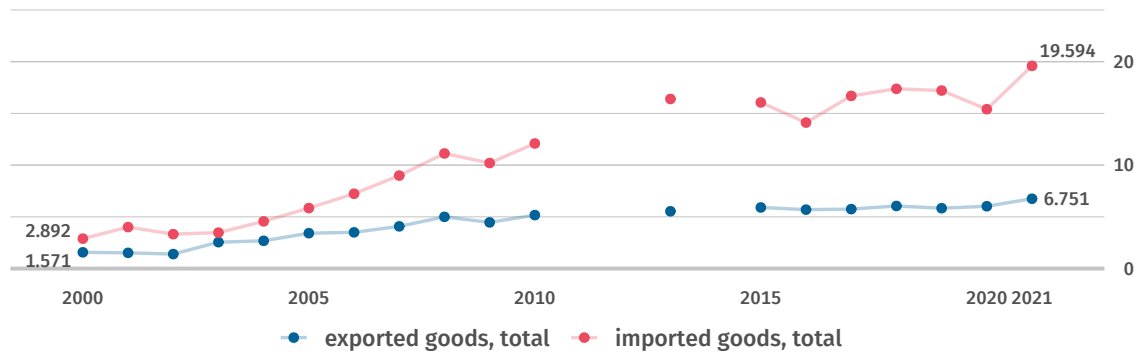
-12.843

(2021)

Source: UN Comtrade*

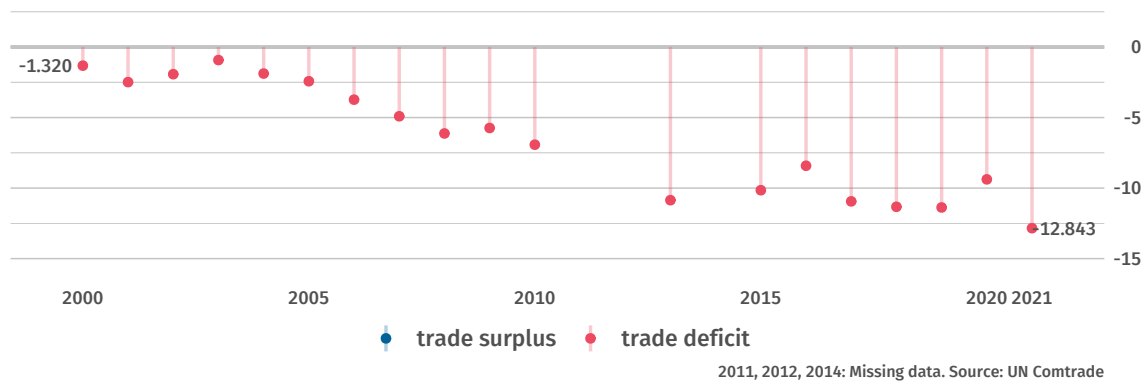
Export and import of goods

bn US\$



Foreign trade balance

bn US\$



Goods exported to Germany

mn US\$

130

(2021)

Source: UN Comtrade

Goods exported to Germany

% of all goods exported

1.9

(2021)

Source: UN Comtrade*

Goods imported from Germany

mn US\$

392

(2021)

Source: UN Comtrade

Goods imported from Germany


% of all goods imported

2.0

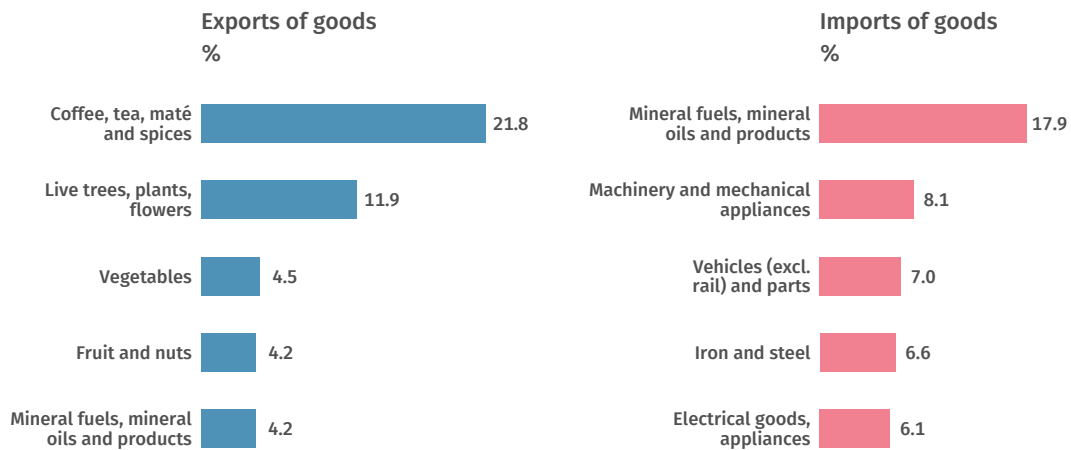
(2021)

Source: UN Comtrade*

Main trading partners 2021



Main commodities traded 2021



Source: UN Comtrade*

Classification of commodities: Harmonized Commodity Description and Coding Systems (HS2).



Transport

Passenger cars
per 1,000 inhabitants

18

(2015)

Source: OICA*

Total rail network
km per 1 mn inhabitants

52

(2006)

Source: WB-WDI*

Air transport, passengers
per 1,000 inhabitants

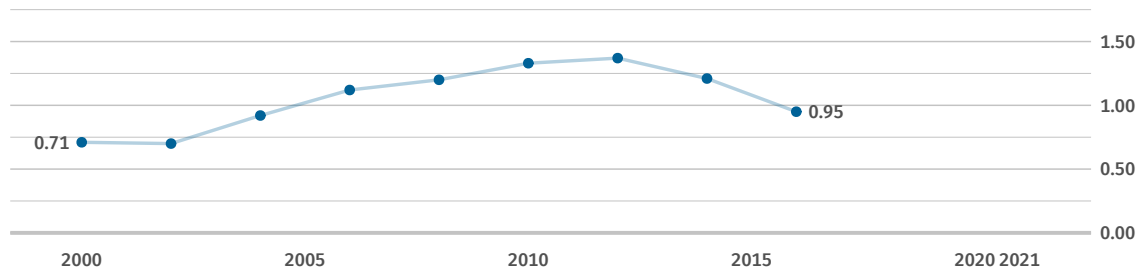
36

(2020)

Source: WB-WDI*

Gasoline price at the pump

US\$ per litre



Data collection conducted every two years.
Source: WB-WDI



Environment and energy

Carbon dioxide
emissions
tonnes per capita

0.4

(2021)

Source: EDGAR

Total primary
energy supply
kg oil equivalent per capita

516

(2014)

Source: WB-WDI

Gross electricity
consumption
kWh per capita

167

(2014)

Source: WB-WDI

Renewable
energy
% of total final energy
consumption

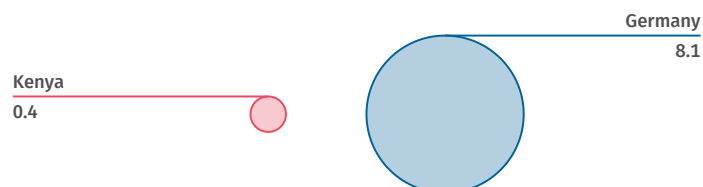
68.1

(2019)

Source: WB-WDI

Carbon dioxide emissions in relation to Germany 2021

tonnes per capita



Source: EDGAR



Science, research, technology

Gross domestic
expenditure on R&D
% of GDP

0.8

(2010)

Source: UNESCO

Researchers

per 1 mn inhabitants

221

(2010)

Source: UNESCO

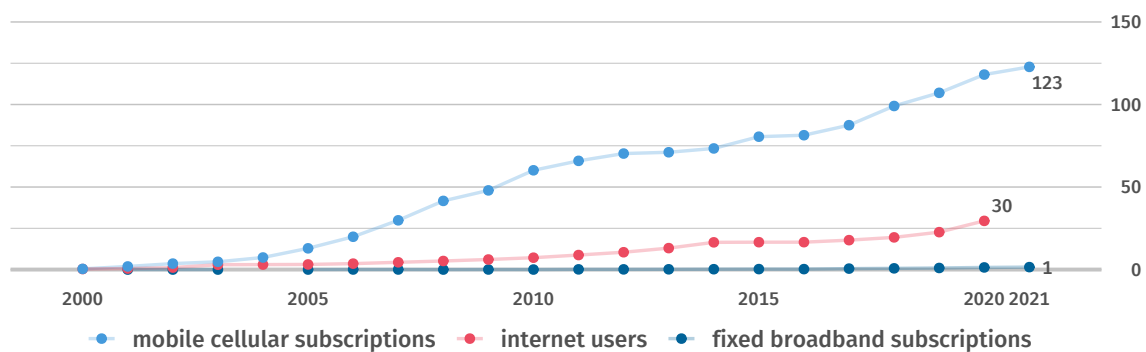
Resident patent
applications
per 1 mn inhabitants

6

(2020)

Source: WIPO

Dissemination of modern communication technology per 100 inhabitants



Sources

| | |
|-------------|---|
| EDGAR | Emissions Database for Global Atmospheric Research, European Commission |
| FAO | United Nations, Food and Agricultural Organization |
| ILOSTAT | International Labour Organization, ILOSTAT - Database |
| IMF-IFS | International Monetary Fund, International Financial Statistics |
| IMF-WEO | International Monetary Fund, World Economic Outlook |
| ITU | United Nations, International Telecommunication Union |
| OICA | International Organization of Motor Vehicle Manufacturers |
| UN Comtrade | United Nations, Comtrade Database |
| UNCTAD | United Nations, Conference on Trade and Development |
| UNDP | United Nations Development Programme |
| UNESCO | United Nations, Educational, Scientific and Cultural Organization |
| UNPOP | United Nations, Population Division |
| UNSD | United Nations, Statistics Division |
| WB-WDI | World Bank, World Development Indicators |
| WHO | World Health Organization, Global Health Observatory |
| WIPO | World Intellectual Property Organization |

* Own calculations based on the original data source.

©nanoline icons by vuuuds + Caviar-Premium Icons by Neway Lau, CreativMarket / own adaptation

Statistical country profiles on all UN Member States: www.destatis.de/countryprofiles